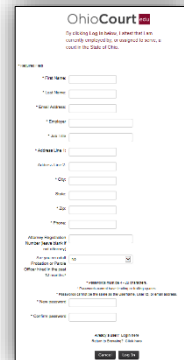
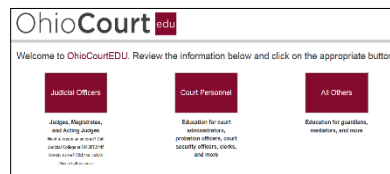


THE SUPREME COURT of OHIO JUDICIAL COLLEGE

How to Create a User Account and Register for Judicial College Courses in OhioCourtEDU

Step 1: Click <http://www.supremecourt.ohio.gov/ohioCourtEDU/register/default.asp>

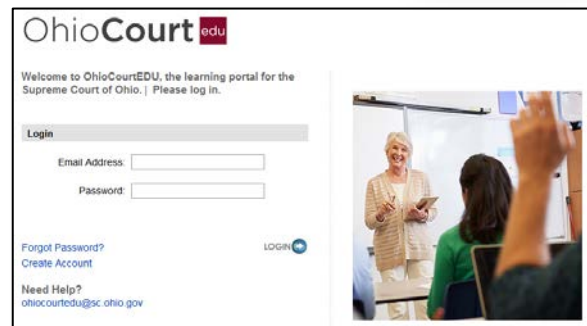
Select your appropriate position in your local court.



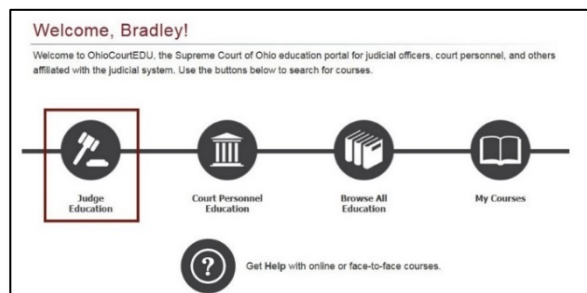
Step 2: Complete the form. Click Log In.

Step 3: Log in to OhioCourtEDU at sco.csod.com.

If you have forgotten your password, click on “Forgot Password”.

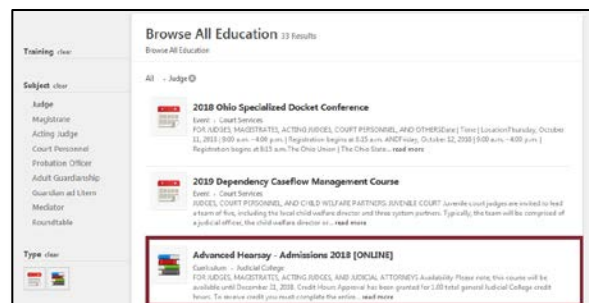


Step 4: Once you log in, select your education category.



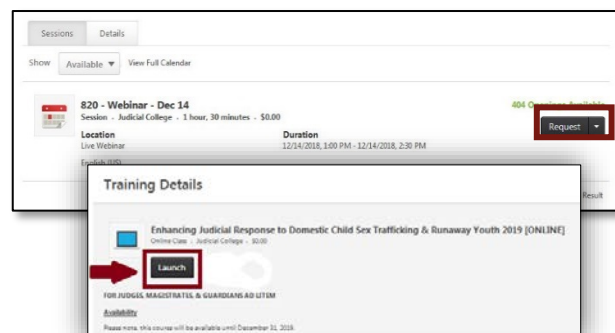
Step 5: Select the course.

Tip: Use the filters on the left-hand side to help find your course.



Step 6: Click Request or Launch.

If you registered for an online course, you can begin immediately.



Questions?

Email OhioCourtEDU@sc.ohio.gov or call 614-387-9445.